

DISCLAIMER

By using this product, you agree to the following terms:

Warranty Conditions

Any modification, tampering, or unauthorized repair of this product will void the warranty. If you decide to alter, "customize," or otherwise mess with it, you're fully responsible for the outcome.

Liability Waiver

We are not responsible for any damage, injury, or chaos caused by improper use, unauthorized modifications, or failure to follow the provided instructions. If you're about to do something questionable, stop and contact us first. Seriously.

Intended Use

This product is designed for **normal use in overlanding***. Using it for anything else is entirely at your own risk. We can't protect you from bad ideas or reckless experimentation.

Safety First

Use this product responsibly and with the proper tools and equipment. If you're unsure about anything, don't improvise—reach out to us first. Don't blame us if you hurt yourself doing something we explicitly told you not to do.

Got questions? Don't wing it. Contact us before doing anything outside the scope of normal use.

*Normal Use in Overlanding

This roof rack is designed to withstand the typical demands of overlanding and off-road adventures, including:

Vehicle Travel on Off-Road Terrain: Gravel roads, dirt trails, and uneven surfaces within the vehicle's capabilities.

Carrying Gear: Securing cargo, such as camping equipment, storage boxes, and other accessories, within the stated weight limits.

Exposure to Outdoor Conditions: Reasonable exposure to weather, such as rain, wind, and sunlight, under normal outdoor use.

What's Not Included in Normal Use:

Exceeding Weight Capacity: Overloading the rack beyond its stated maximum weight limit, whether stationary or in motion.


Impacts or Collisions: Damage resulting from accidents, impacts with low-hanging objects, or other collisions.

Improper Attachment: Failure to securely fasten cargo, which may result in damage to the rack, vehicle, or items being transported.

Extreme Conditions: Submersion in water, exposure to corrosive materials, or prolonged use in extreme weather beyond the product's specifications.

Unauthorized Modifications: Drilling, cutting, or altering the rack in any way that affects its structural integrity.

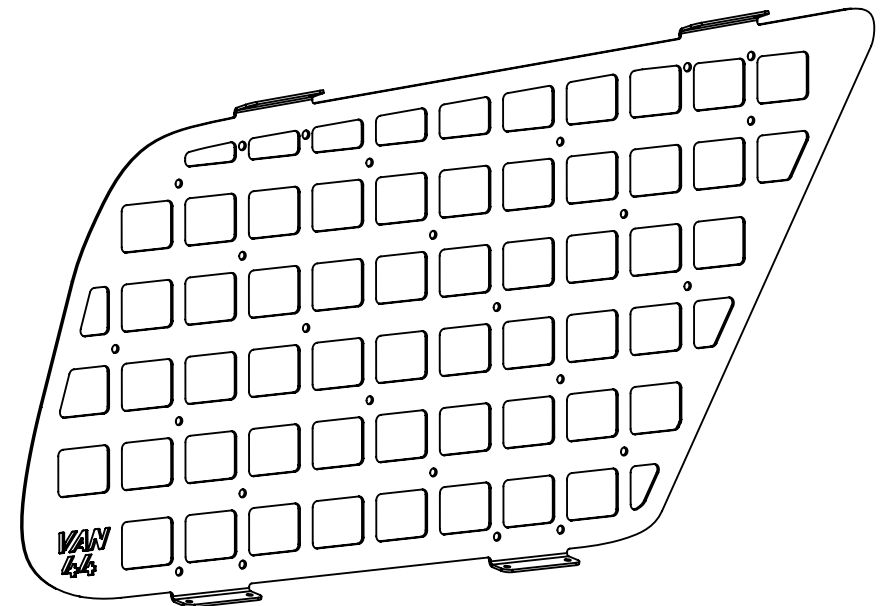
VAN44.COM
SUPPORT@VAN44.COM
INSTAGRAM @VAN44_OFFROAD



INTERIOR MOLLE PANEL

3RD GENERATION TOYOTA 4RUNNER


1ST GENERATION TOYOTA SEQUOIA



INSTRUCTIONS

ITEM NO.	DESCRIPTION	QTY.
1	INT. MOLLE PANEL	1
2	#8 X 1/2" SCREWS	8(6)

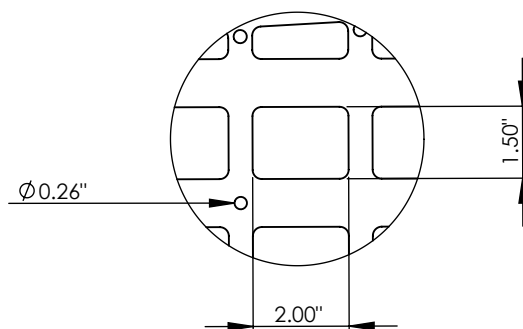
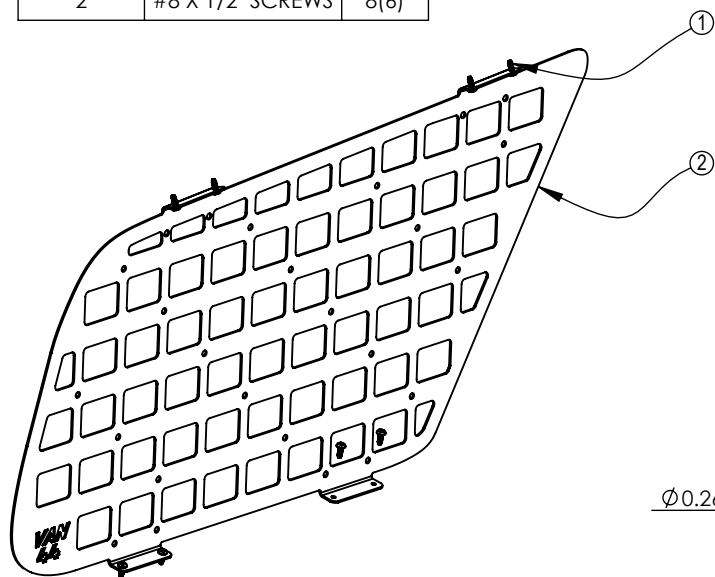
INSTALLATION NOTES:



>> THE WINDOW PANEL WILL "LOCATE ITSELF" WHEN ALL 4 TABS MAKE CONTACT WITH THE PLASTIC INTERIOR PANEL (APPROX 1" AWAY FROM THE QUARTER PANEL GLASS)

>> NO DRILLING IS NECESSARY AS THE SCREWS ARE SELF-THREADING

>> ENSURE AN EVEN GAP ALL AROUND (APPROX 3/8") TO AVOID RATTLING



A
SLOT DIMENSIONS

APPROX. 3/8" GAP
(ALL AROUND)

